





District Health Assessment for Multiple District 107 through February 2025

		Clubs							Membership							Member Strength		Cancellation		Reports			Finance	Leadership			
District Name	Status/ Number of Months in Status *	Active Clubs	Clubs in Status Quo	Total Clubs	% Status Quo Clubs in Financial Suspension	New Clubs	Cancelled Clubs	YTD Net Club Gain/Loss	Current Members In Active Clubs	Current Members In Status Quo Clubs	Current Total Members Count	YTD Add	YTD Drop	YTD NetGrowth (includes Active and Status Quo)	YTD NetGrowth% (includes Active and Status Quo)	Member Count 12 Months Ago	Average Member Count Per Club	% of Clubs with less than 20 members	Average Cancelled Club Age	Members Lost Due to Cancelled Clubs	% of Clubs Reporting Service	% No MMR in 3 Months	% No Officer Report in 12 months	% of Clubs with balance 90+ days	Number of Zone Chairs Recorded	Number of Region Chairs Recorded	District Officers Vacancies **
107 A		76	0	76	0%	1	2	-1	1783	0	1783	88	95	-7	-0.39%	0	23	36%	39	0	54%	46%	1%	0%	14	4	
107 B	T(24)	41	0	41	0%	0	0	0	797	0	797	33	32	1	0.13%	0	19	51%	0	0	59%	41%	0%	0%	8	3	
107 C		74	0	74	0%	0	1	-1	1767	0	1767	82	57	25	1.44%	0	24	30%	64	0	49%	45%	0%	0%	11	0	
107 D	T(10)	50	0	50	0%	0	2	-2	1179	0	1179	57	61	-4	-0.34%	0	24	32%	18	0	62%	36%	0%	0%	9	0	
107 E		67	0	67	0%	0	1	-1	1406	0	1406	38	46	-8	-0.57%	0	21	46%	19	0	70%	51%	0%	0%	11	0	
107 F		55	0	55	0%	0	0	0	1287	0	1287	34	55	-21	-1.61%	0	23	29%	0	0	53%	42%	0%	0%	9	4	
107 G	T(24)	47	0	47	0%	0	4	-4	934	0	934	36	38	-2	-0.21%	0	20	51%	50	11	68%	64%	0%	2%	0	0	2nd VDG
107 H	T(24)	39	0	39	0%	0	2	-2	954	0	954	51	53	-2	-0.21%	0	24	26%	47	12	100%	44%	0%	0%	8	0	
107 I	T(24)	44	0	44	0%	0	1	-1	832	0	832	31	37	-6	-0.72%	0	19	59%	52	0	61%	32%	0%	0%	8	3	
107 K	T(24)	37	1	38	0%	0	0	0	889	0	889	36	59	-23	-2.52%	0	24	32%	0	0	74%	47%	3%	0%	7	4	
107 L	T(24)	34	0	34	0%	0	0	0	792	0	792	31	33	-2	-0.25%	0	23	38%	0	0	88%	53%	0%	0%	8	4	
107 M		55	0	55	0%	0	0	0	1252	0	1252	39	66	-27	-2.11%	0	23	35%	0	0	76%	51%	0%	0%	11	4	
107 N		66	0	66	0%	0	0	0	1338	0	1338	47	50	-3	-0.22%	0	20	56%	0	0	67%	50%	0%	0%	12	0	
107 O	T(24)	50	0	50	0%	0	0	0	890	0	890	33	31	2	0.23%	0	18	60%	0	0	50%	52%	4%	0%	8	0	
		735	1	736	0%	1	13	-12	16100	0	16100	636	713	-77	-0.48%	0	22	41%	42	23	65%	47%	1%	0%	124	26	




District Health Assessment for Multiple District 107 through February 2025

		Clubs							Membership							Member Strength		Cancellation		Reports			Finance		Leadership		
District Name	Status/ Number of Months in Status *	Active Clubs	Clubs in Status Quo	Total Clubs	% Status Quo Clubs in Financial Suspension	New Clubs	Cancelled Clubs	YTD Net Club Gain/Loss	Current Members In Active Clubs	Current Members In Status Quo Clubs	Current Total Members Count	YTD Add	YTD Drop	YTD NetGrowth (includes Active and Status Quo)	YTD NetGrowth% (includes Active and Status Quo)	Member Count 12 Months Ago	Average Member Count Per Club	% of Clubs with less than 20 members	Average Cancelled Club Age	Members Lost Due to Cancelled Clubs	% of Clubs Reporting Service	% No MMR in 3 Months	% No Officer Report in 12 months	% of Clubs with balance 90+ days	Number of Zone Chairs Recorded	Number of Region Chairs Recorded	District Officers Vacancies **
109 A	T(22)	44	0	44	0%	0	4	-4	1062	0	1062	65	67	-2	-0.19%	0	24	43%	52	10	41%	27%	2%	2%	4	0	
109 B	T(24)	29	0	29	0%	0	0	0	652	0	652	27	40	-13	-1.95%	0	22	34%	0	0	52%	45%	7%	0%	1	0	2nd VDG,GLT
		73	0	73	0%	0	4	-4	1714	0	1714	92	107	-15	-0.87%	0	23	40%	52	10	45%	34%	4%	1%	5	0	




District Health Assessment for District 120 through February 2025

		Clubs							Membership							Member Strength		Cancellation		Reports			Finance	Leadership			
District Name	Status/ Number of Months in Status *	Active Clubs	Clubs in Status Quo	Total Clubs	% Status Quo in Financial Suspension	New Clubs	Cancelled Clubs	YTD Net Club Gain/Loss	Current Members In Active Clubs	Current Members In Status Quo Clubs	Current Total Members Count	YTD Add	YTD Drop	YTD NetGrowth (includes Active and Status Quo)	YTD NetGrowth% (includes Active and Status Quo)	Member Count 12 Months Ago	Average Member Count Per Club	% of Clubs with less than 20 members	Average Cancelled Club Age	Members Lost Due to Cancelled Clubs	% of Clubs Reporting Service	% No MMR in 3 Months	% No Officer Report in 12 months	% of Clubs with balance 90+ days	Number of Zone Chairs Recorded	Number of Region Chairs Recorded	District Officers Vacancies **
120	T(24)	57	0	57	0%	0	3	-3	1056	0	1056	22	64	-42	-3.83%	0	19	51%	24	21	14%	56%	0%	0%	10	4	
		57	0	57	0%	0	3	-3	1056	0	1056	22	64	-42	-3.83%	0	19	51%	24	21	14%	56%	0%	0%	10	4	



District Health Assessment for District 131 through February 2025

		Clubs							Membership							Member Strength		Cancellation		Reports			Finance	Leadership			
District Name	Status/ Number of Months in Status *	Active Clubs	Clubs in Status Quo	Total Clubs	% Status Quo in Financial Suspension	New Clubs	Cancelled Clubs	YTD Net Club Gain/Loss	Current Members In Active Clubs	Current Members In Status Quo Clubs	Current Total Members Count	YTD Add	YTD Drop	YTD NetGrowth (includes Active and Status Quo)	YTD NetGrowth% (includes Active and Status Quo)	Member Count 12 Months Ago	Average Member Count Per Club	% of Clubs with less than 20 members	Average Cancelled Club Age	Members Lost Due to Cancelled Clubs	% of Clubs Reporting Service	% No MMR in 3 Months	% No Officer Report in 12 months	% of Clubs with balance 90+ days	Number of Zone Chairs Recorded	Number of Region Chairs Recorded	District Officers Vacancies **
131	P	36	0	36	0%	0	0	0	722	0	722	19	26	-7	-0.96%	0	20	50%	0	0	44%	72%	6%	6%	0	0	
		36	0	36	0%	0	0	0	722	0	722	19	26	-7	-0.96%	0	20	50%	0	0	44%	72%	6%	6%	0	0	



District Health Assessment for Ident 5891 - REP OF LATVIA - UND through February 2025

Status/ District Name of Months in Status *		Clubs							Membership							Member Strength		Cancellation		Reports			Finance	Leadership			
		Active Clubs	Clubs in Status Quo	Total Clubs	% Status Quo Clubs in Financial Suspension	New Clubs	Cancelled Clubs	YTD Net Club Gain/ Loss	Current Members In Active Clubs	Current Members In Status Quo Clubs	Current Total Members Count	YTD Add	YTD Drop	YTD NetGrowth (includes Active and Status Quo)	YTD NetGrowth% (includes Active and Status Quo)	Member Count 12 Months Ago	Average Member Count Per Club	% of Clubs with less than 20 members	Average Cancelled Club Age	Members Lost Due to Cancelled Clubs	% of Clubs Reporting Service	% No MMR in 3 Months	% No Officer Report in 12 months	% of Clubs with balance 90+ days	Number of Zone Chairs Recorded	Number of Region Chairs Recorded	District Officers Vacancies **
Ident 5891 - REP OF LATVIA		4	1	5	100%	0	1	-1	23	1	24	1	11	-10	-29.41%	0	6	100%	32	6	0%	80%	0%	20%	0	0	
		4	1	5	100%	0	1	-1	23	1	24	1	11	-10	-29.41%	0	6	100%	32	6	0%	80%	0%	20%	0	0	

* - District Status: P - Provisional, T - Transitional.
** - District Officers Vacancies: DG - District Governor, 1st VDG - First Vice District Governor, 2nd VDG - Second Vice District Governor.